

2026 Housing Guide

Register, book, and move in safely: we guide you every step of the way!



Access to your school **housing platform**

uphf.studapart.com/en/

Table of Contents

1 Everything you need to know about Studapart and partnership benefits 02-07

- A. Essential information about Studapart
- B. Exclusive benefits for Université Polytechnique Hauts-de-France students
- C. The tenant journey

2 Types of housing available 08-11

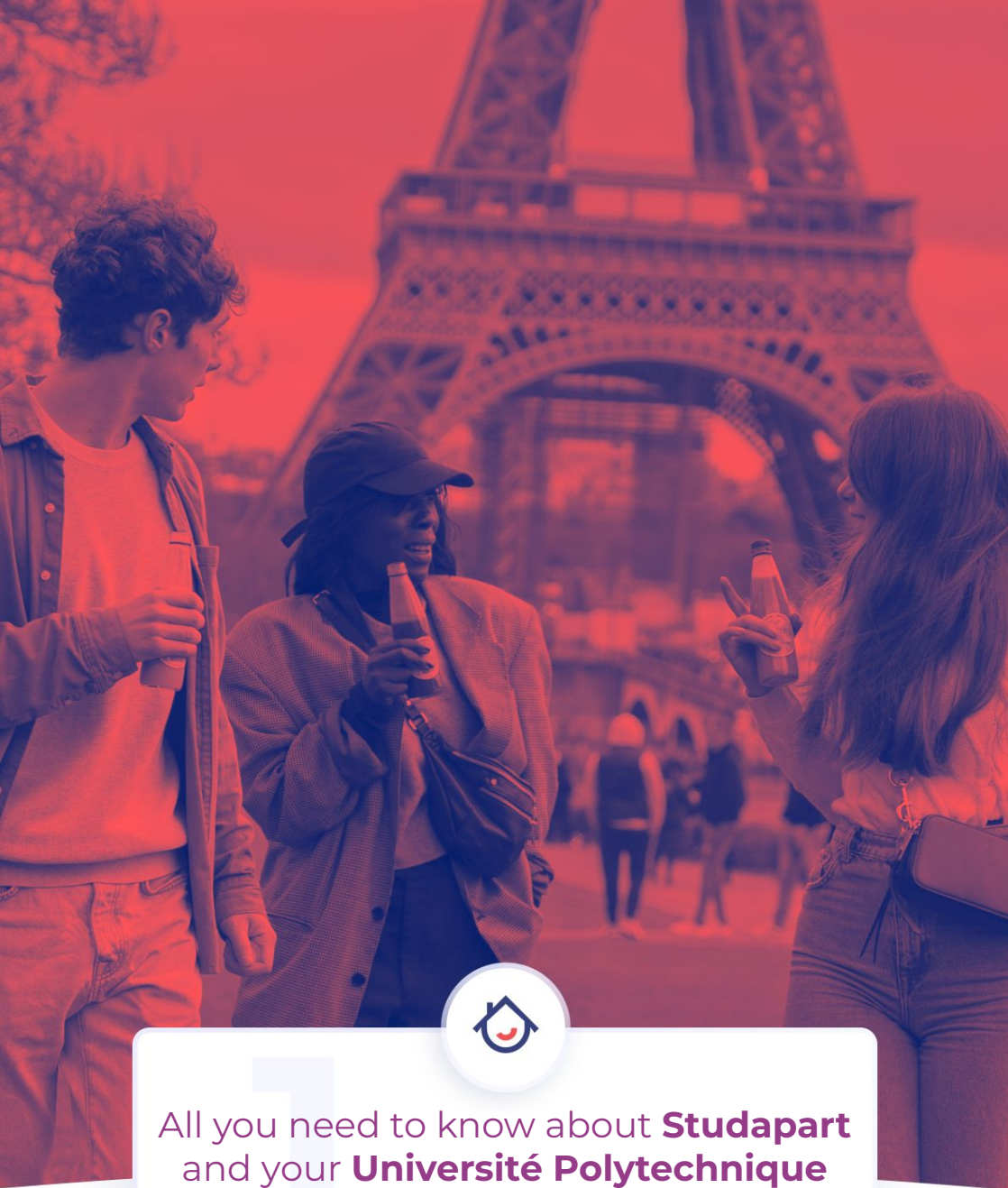
- A. Student residences
- B. Private landlords
- C. Real estate agencies

3 Key steps 12-19

- A. Preparing your application and starting your search
- B. Booking your housing
- C. Organizing your move-in and preparing for your departure

4 A dedicated team 20-21





All you need to know about **Studapart**
and your **Université Polytechnique
Hauts-de-France** benefits

1. Essential information about Studapart

A platform created by two students in 2014, Studapart simplifies housing searches and bookings for students. It centralizes all listings from student residences, private landlords, and real estate agencies, allowing you to:



Save time

All listings are verified and accessible in one place.



Secure your process

Bookings are made online, and you are supported every step of the way.



Enjoy exclusive benefits

Offers reserved for Université Polytechnique Hauts-de-France students

Some figures!



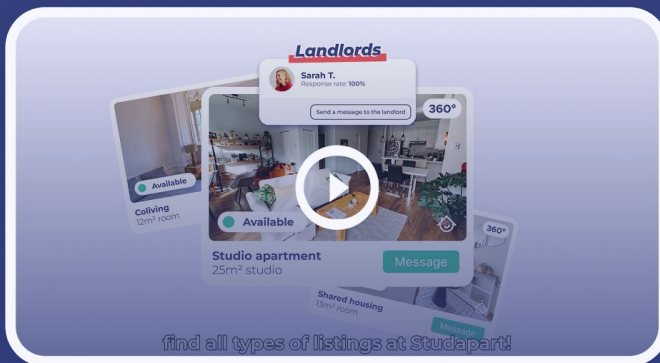
180,000+ verified listings



+ 1.1M satisfied users



+ 180 trusted partners



Presentation

2. Exclusive advantages for Université Polytechnique Hauts-de-France students

Before booking

A dedicated and secure platform: Access the Studapart platform dedicated to Université Polytechnique Hauts-de-France students, with a selection of verified housing around the campuses.

Exclusive webinars: Participate in one of the webinars dedicated to the Studapart & Université Polytechnique Hauts-de-France partnership to learn how to use the platform and get priority access to certain housing. Explore all your benefits!

Next Webinars

Monday May 11th

10.00 am

Thursday May 28th

2.00 pm

Tuesday June 9th

1.00 pm

Wednesday June 24th

1.00 pm

Wednesday July 1st

5.00 pm

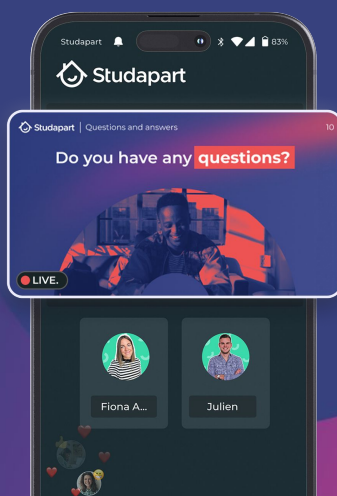
Tuesday July 21st

3.00 pm

Thursday August 20th

11.00 am

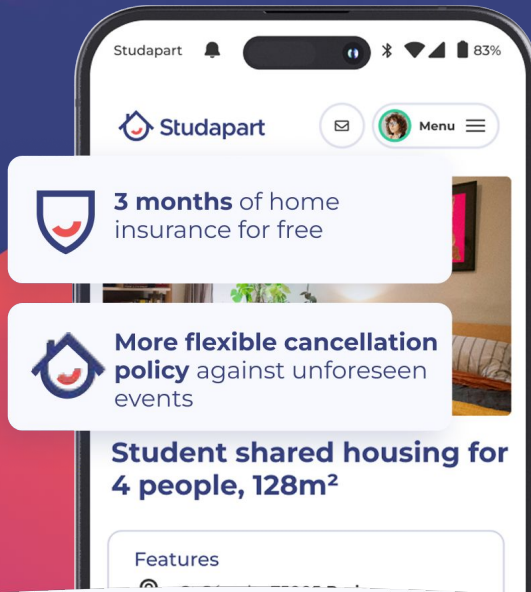
[Register here for the next webinar](#)



During booking

Priority access to top listings: Get a first look at properties available from our partner residences and agencies.

Home insurance discount: Get **3 months free** when you sign up for a Studapart home insurance policy of **4 months or more**.



After booking

Priority support: Benefit from a dedicated team to answer all your questions quickly.

Rapid problem resolution: Enjoy responsiveness and comprehensive follow-up for all your requests or incidents.

Flexible support conditions: Contact the support team up to 72 hours after move-in in case of pests, instead of the standard 24 hours.

3. The tenant journey



1 Registration

Complete your student rental application with your ID and proof of enrollment certificate



2 Discover the platform

Attend Studapart webinars to understand the key steps and see a practical demonstration.



4 Personalised support

Contact our team via chat, WhatsApp, or email for guidance if you encounter any difficulties



3 Complete your file

Complete your application to 100% (description, photo, guarantors...) to maximize your chances with landlords.



5 Apply to offers

Select the listings you are interested in and communicate directly with the landlords.



6 Booking proposal

Submit your booking request or accept an offer to finalize your booking via secure payment (1st month's rent + booking fees)



7 Prepare your check-in

Sign your lease, get your home insurance, and schedule your move-in inspection to receive your keys. Welcome home!

Tips

Looking to rent accommodation for a short duration? We recommend prioritizing offers from student residences or real estate agencies (look for the 'PRO' badge), as they are more likely to accept your request.

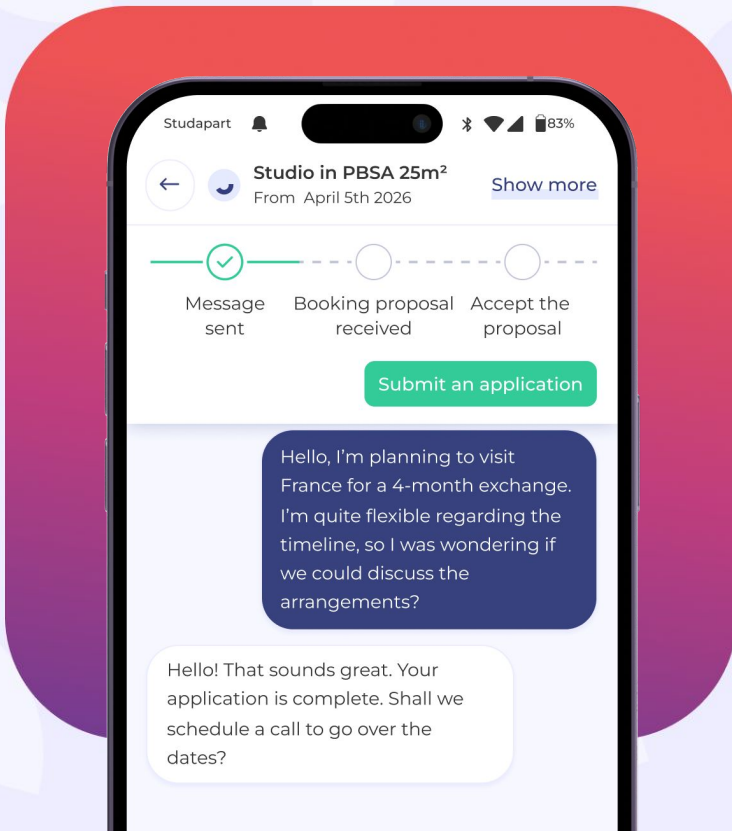
How can you do this? Use the filters to refine your search and find the best accommodation to suit your needs.


Our advice:

Private landlords will generally prioritize students looking for longer rental periods.

We recommend being flexible in your search; for instance, consider accepting a landlord's request for an extra month's rental.

Don't limit yourself to contacting only 3-4 landlords; apply to at least 8-10 listings. Be persistent!





2

Types of housing available

1. PBSA

Whether you're looking for a private studio or a shared apartment, you will find your ideal accommodation. By choosing a residence, you also get to enjoy shared amenities and services, such as: laundry facilities, cafeteria, Wi-Fi, gym...and more. For every establishment, take advantage of special promotions and spots reserved specifically for French and international students.

Partnership benefit

We can pre-book spots for you starting in May, ensuring a stress-free arrival in September.

Valenciennes



Valenciennes Campus



Click HERE
to see the
property



UXCO Lucien Jonas

from
450€/month

Eligible for housing aids (APL, ALS) **Yes**
Accommodation size **from 18m² to 60m²**
Services included **Yes**



Click HERE
to see the
property



Résidence L'Esquisse

from
890€/month

Eligible for financial aids (APL, ALS) **Yes**
Accommodation size **from 46m² to 66m²**
Services included **Yes**

2. Private landlords

Thousands of landlords **across France** offer a wide variety of housing options, including **studios, shared apartments, and homestays**. To ensure your search is safe and secure, every listing is **verified by Studapart** before it is published.

To know


The average monthly rent (excluding CAF housing aid), depending on your city, is:


450€ per month in Valenciennes

Every listing on Studapart indicates if the accommodation is eligible for housing aids. Click [here](#) to get more information on possible allowances (APL/ALS).

3. Real Estate Agencies

Our partner real estate agencies offer a **wide range of additional housing options**, including **flatshares**, to broaden your choices and help you find a place that **perfectly fits your needs**. Feel free to explore these new listings to maximize your chances of finding your **ideal home!**





3



Key steps

1. Prepare your rental application

A clear and complete rental application is essential to show that you are serious and reliable. It makes the landlord's decision easier and maximizes your chances of securing your desired accommodation. On Studapart, you create a single application for all your rental requests.

Upload the following to the **“My documents”** tab:



ID proof

Front and back (a photo is also accepted)



If you have a guarantor:

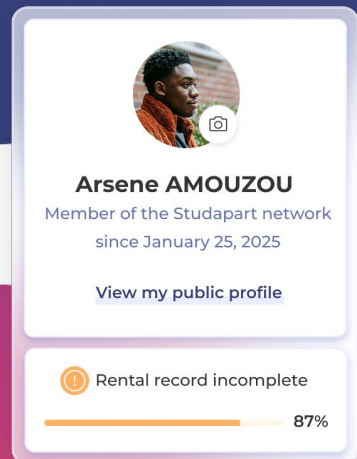
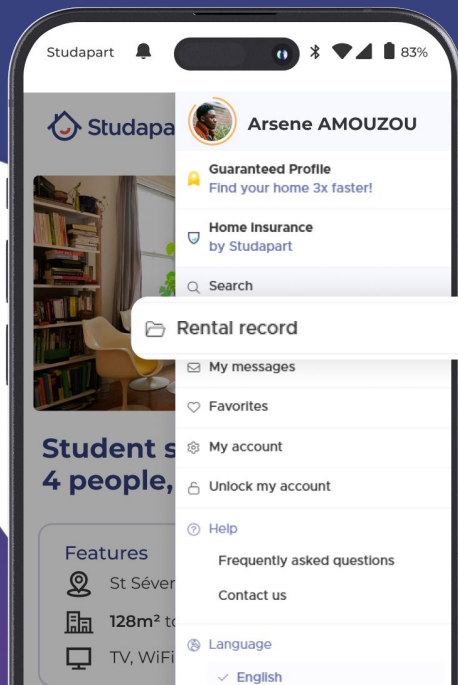
- Their proof of identity.
- Their last 3 payslips.
- Their tax notice.



Proof of admission or enrollment

Our tip

Check your profile completion level using the progress gauge on the platform.



Want to stand out? Opt for the Guaranteed Profile!



Stand out with a profile that inspires trust.



Get responses to your applications 3x faster.



Available on Studapart throughout France.



Studapart automatically acts as your guarantor!

What is a guarantor?

It is someone from your personal circle (like a parent or friend) or an organization, such as Studapart, who vouches for you, confirming that you are reliable and capable of paying the rent each month. If you don't have a guarantor, Studapart can act as one for you.

2 options available:

1. Before your booking - The Guaranteed Profile

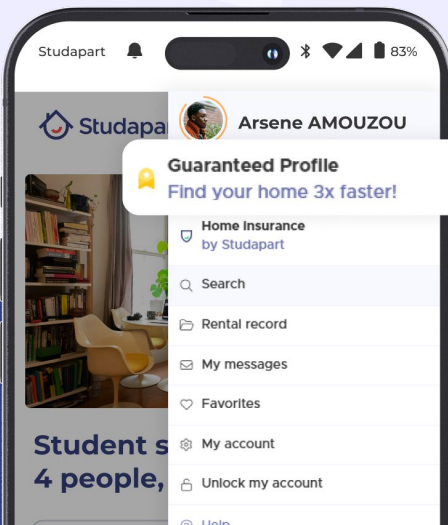
With a personalized badge, your profile will be highlighted, and you will receive responses faster (on average 3 times faster).

You automatically benefit from the Studapart Guarantee.

2. During booking - The Studapart Guarantee

Do you only need Studapart as your guarantor?

Ask the landlord you've contacted to include the Studapart Guarantee in their booking proposal. The fees for this guarantee are added automatically, and once the accommodation is booked, Studapart acts as your guarantor for the entire duration of your lease.



Fill in your information and activate your Guaranteed Profile:

Last name	First name
<input type="text" value="AMOUZOU"/>	<input type="text" value="Arsene"/>
School or company ⓘ	Maximum rent budget ⓘ
<input type="text" value="University of Paris"/>	<input type="text" value="750 €"/>
Rental duration ⓘ	Ideal move-in date
<input type="text" value="8 months"/>	<input type="text" value="February 19th"/>

Activate the Guaranteed Profile

2. Start the research

Use the filters to find the accommodation that suits you (studio, flatshare, furnished room, etc.). You can adjust your criteria based on budget, location, property type, and amenities.

Réservez votre logement en quelques clics

Q Paris x Ville, code postal... Date et durée ▼ Type de logement ▼ Budget ▼ Pièces ▼ + de critères ▼ Actualiser mon alerte

3. Benefit from personalized support

Our support team is available 6 days a week, in both French and English, via WhatsApp, email, or chat to answer all your questions and assist you during your search, booking, or before you move into your accommodation.

Our tip

Plan ahead to maximize your chances!



Enable alerts to receive new listings that match your criteria via email.



Apply quickly and ensure your application is complete and well-prepared.



Be flexible with your move-in dates or join waiting lists to have more options.

To know

On average, you need to contact 8 landlords to find accommodation. The more landlords you contact, the higher your chances!

Make your booking securely

Request & confirmation

Send your booking request, receive the landlord's offer, and finalize your booking online securely by paying your first month's rent and the service fee (€179 to €489, depending on the city and accommodation).

Payment and Guarantees



3 interest-free payments available



Studapart Guarantee (optional)



Home insurance, also known as 'Multirisques Habitation' (MRH), is **mandatory** and must be **active from the day you move in**.

Since **2021**, **Studapart** has offered its own home insurance, reserved for tenants who have made a booking on the platform.

- Civil liability coverage **included**.
- **Approx. €10/month for a studio**.
- **100% online subscription**, directly on the platform, after booking or before moving into the accommodation.

Your school advantages

Get **3 months free** for any subscription of more than **4 months**



Home insurance
Activated



Cancellation insurance

In the event of **unforeseen circumstances (such as a visa refusal, or a medical or family emergency)**, rest assured. Our Cancellation Insurance entitles you to a **refund of your first month's rent and booking fees**. The Studapart Guarantee and Guaranteed Profile fees are also refundable if they were included in your plan.



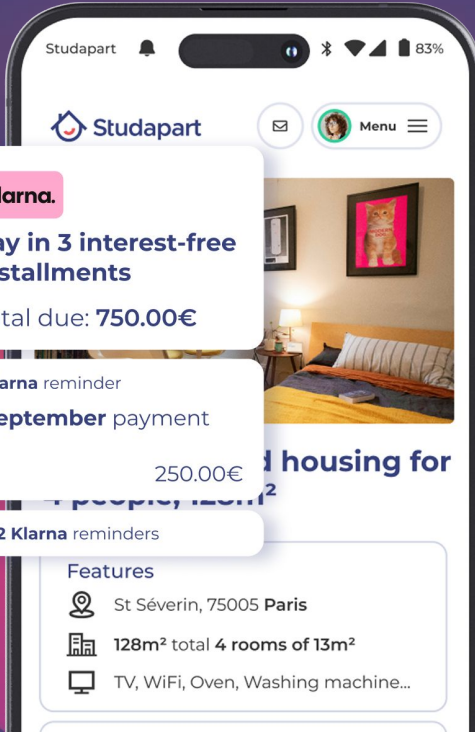
Visa refusal



Family emergency



Medical emergency



Klarna.

Pay in 3 interest-free installments

Total due: **750.00€**

• **Klarna** reminder
September payment

250.00€

• **+ 2 Klarna** reminders

Features



St Séverin, 75005 Paris



128m² total 4 rooms of 13m²



TV, WiFi, Oven, Washing machine...

Prepare your check-in

Please find below the next steps following your booking:

1. Lease signature

The lease can be signed remotely or on the day of the move-in inspection, depending on what you agree upon with the landlord. Remote signing is particularly useful if you need proof of address for a visa. The lease is the official rental contract, and its terms vary depending on the type of housing (furnished or unfurnished).

2. Check-in inventory

The move-in inspection is essential to avoid any disputes when you move out. Take photos, check every detail, and report any issues. This document will serve as a reference for recovering your security deposit at the end of your lease.

3. Add-on services

When moving, it's essential to set up your new utilities (electricity, gas, water, or internet). Before you move into your new home, contact our partner, Papernest, for free support with these arrangements and to access exclusive deals. You could save up to €480 on installation fees, and as a bonus, you'll receive discount vouchers for various retailers to help you furnish and equip your new home.

4. Issue reporting

In the event of any issues, you have 24 hours from your move-in date to contact our support team.

Partnersip advantages

Contactez l'équipe support **jusqu'à 72h après emménagement** en cas de nuisibles au lieu de 24h.

Click [here](#) to access our **move-in guide**

Preparing for your move-out

Send your notice of departure to your landlord via registered mail with acknowledgment of receipt. By law, you will have a notice period of 1 to 3 months—depending on the city—from the date the letter is received before you are required to vacate the property.

Schedule your move-out inspection: Once your notice has been submitted and the notice period has elapsed, schedule a date with your landlord for the final walk-through to check the condition of the property and document any potential damages.

The security deposit will be refunded within one month if no damages are noted (or within two months if repairs are necessary).



**Check out
inventory**



4

Personalised support

Dedicated support team available

As a **Université Polytechnique Hauts-de-France** student, you are eligible for **personalized support** for all your administrative procedures.



Email :
support@studapart.com



**Conversational
chat**



New ! reach us on **Whatsapp !**



Multilingual team is available 6 days a week
from 9 am to 5 pm **to answer all your
questions!**

Get to know with **Studapart team !**



Fiona



Julien