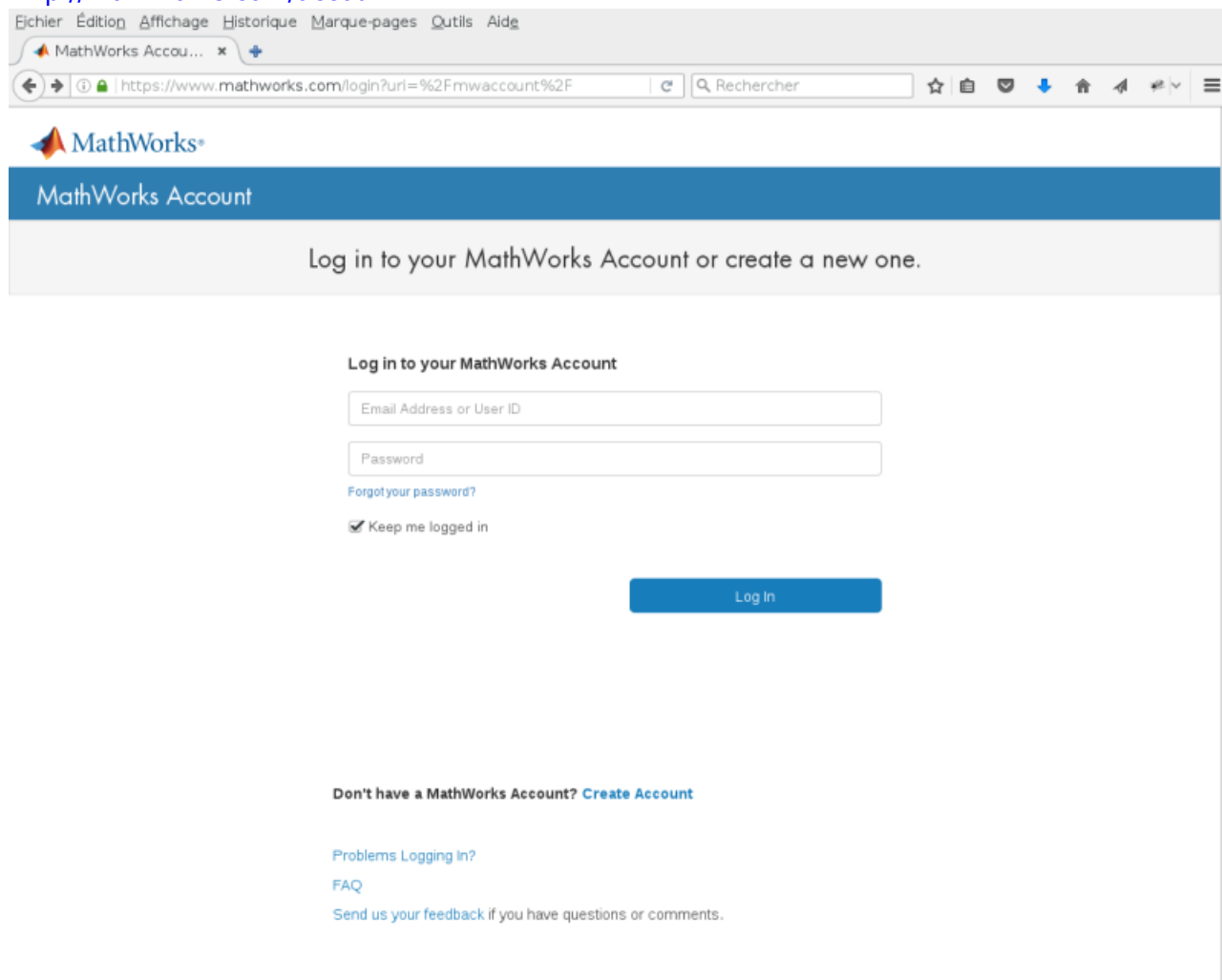


Création du compte MATLAB



1. Créez un compte MathWorks en utilisant votre adresse email universitaire:

<http://mathworks.com/account>



The screenshot shows a web browser window with the MathWorks Account login page. The browser's address bar displays the URL <https://www.mathworks.com/login?uri=%2Fmwaccount%2F>. The page features the MathWorks logo at the top left, followed by a blue header bar with the text "MathWorks Account". Below this, a light gray box contains the instruction "Log in to your MathWorks Account or create a new one." The main content area is titled "Log in to your MathWorks Account" and includes two input fields: "Email Address or User ID" and "Password". A link for "Forgot your password?" is positioned below the password field. A checkbox labeled "Keep me logged in" is checked. A blue "Log In" button is located at the bottom right of the login section. At the bottom of the page, there is a link "Don't have a MathWorks Account? Create Account" and additional links for "Problems Logging In?", "FAQ", and "Send us your feedback if you have questions or comments."

Don't have a MathWorks Account? [Create Account](#)

2. Saisissez les informations demandées:

Echier Édition Affichage Historique Marque-pages Outils Aide

Create MathWorks... x

https://www.mathworks.com/mwaccount/register?uri=%2Fmwaccount

Rechercher

Contact Us How To Buy Log In

MathWorks* Products Solutions Academia Support Community Events

MathWorks Account Search MathWorks.com

Create MathWorks Account

Email Address
You will need to verify your email address

Country/Region

How will you use MathWorks software?

Are you at least 13 years or older? ☒ Yes ☐ No

MathWorks Accelerating the pace of engineering and science MathWorks is the leading developer of mathematical computing software for engineers and scientists.	Explore Products MATLAB Simulink Student Software Hardware Support File Exchange	Try or Buy Downloads Trial Software Contact Sales Pricing and Licensing	Learn to Use Documentation Tutorials Examples Videos and Webinars	Get Support Installation Help Answers Consulting License Center	About MathWorks Careers Company Overview Newsroom Social Mission
---	--	--	--	--	---

- Lors de votre création de compte, un email de validation est envoyé sur notre adresse email universitaire.

The screenshot shows a web browser window with the MathWorks account verification page. The browser's address bar shows the URL <https://www.mathworks.com/mwaccount/register/verify?email=aterieu>. The page has a blue header with the MathWorks logo and navigation links: Products, Solutions, Academia, Support, Community, and Events. Below the header is a search bar labeled "Search MathWorks.com". The main content area is titled "Verify your email address" and contains two numbered steps: 1. Go to your inbox for aterieur@univ-valenciennes.fr. 2. Click the link in the email we sent you. Below this is a section titled "Didn't get the email?" with three steps: 1. Check your spam folder. 2. [Send me the email again.](#) 3. For additional assistance, see [Email Verification](#) or contact [Customer Support](#). The footer is a dark gray bar with six columns of links: MathWorks (Accelerating the pace of engineering and science), Explore Products (MATLAB, Simulink, Student Software, Hardware Support, File Exchange), Try or Buy (Downloads, Trial Software, Contact Sales, Pricing and Licensing), Learn to Use (Documentation, Tutorials, Examples, Videos and Webinars), Get Support (Installation Help, Answers, Consulting, License Center), and About MathWorks (Careers, Company Overview, Newsroom, Social Mission).

MathWorks Account

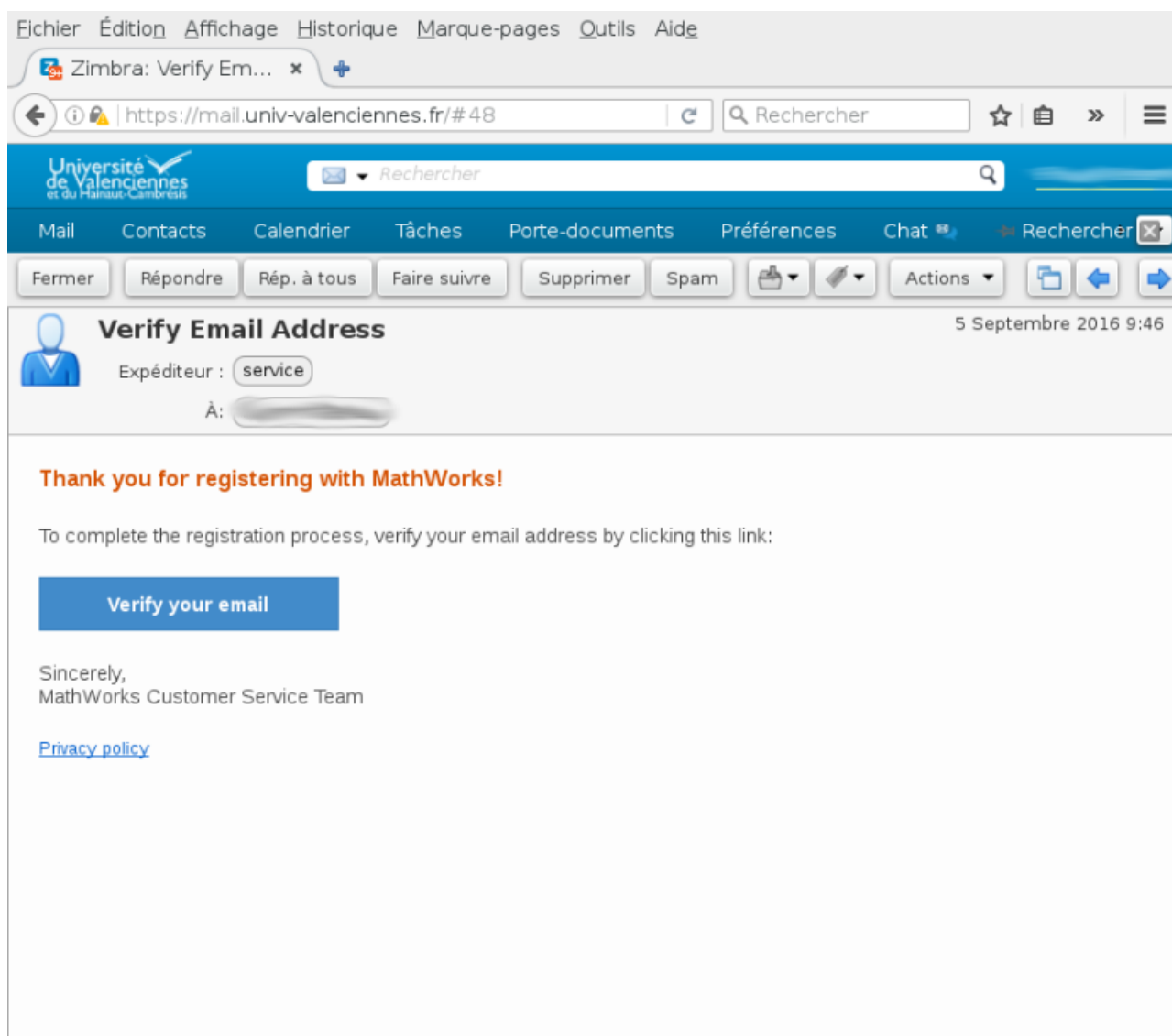
Verify your email address

1. Go to your inbox for aterieur@univ-valenciennes.fr.
2. Click the link in the email we sent you.

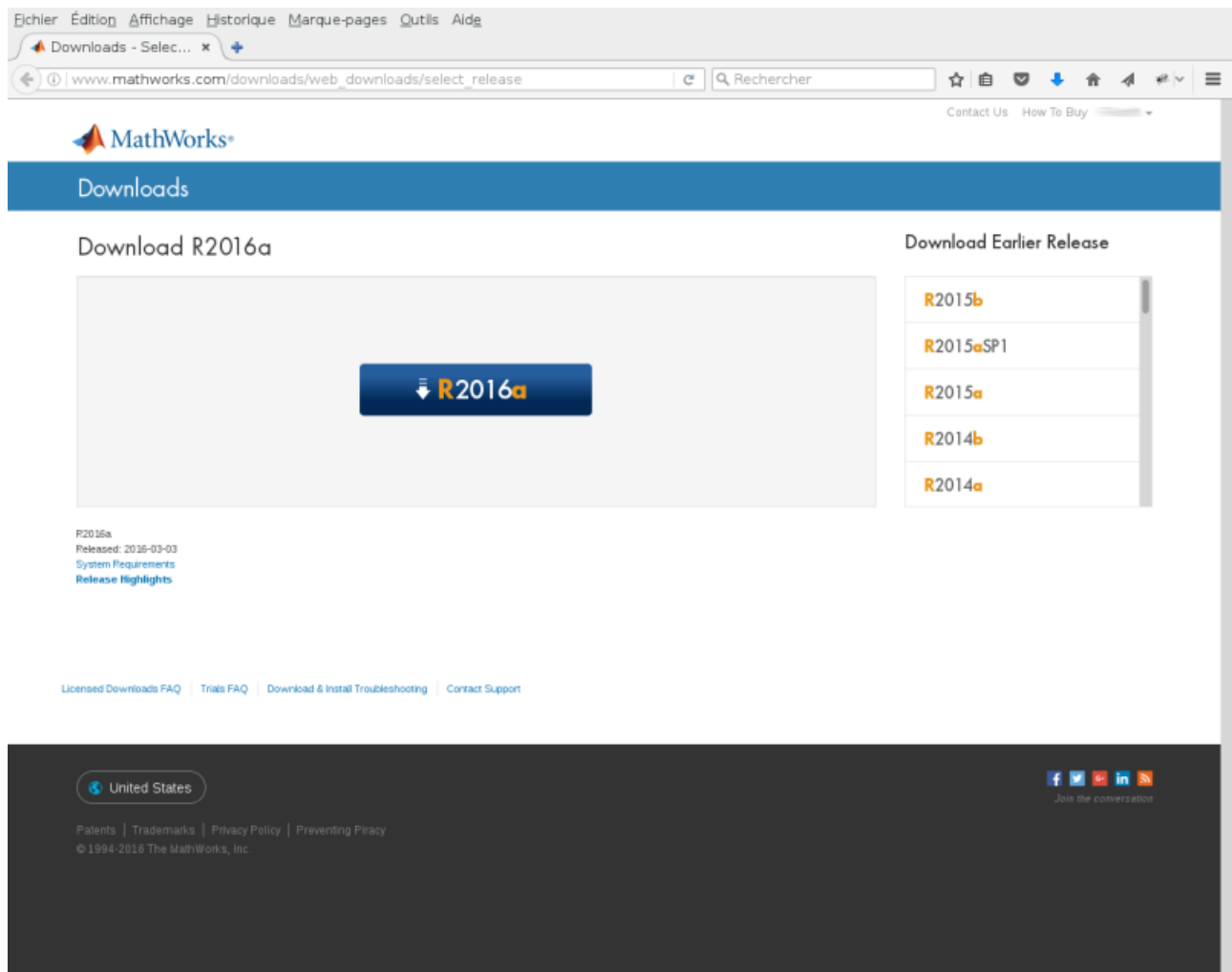
Didn't get the email?

1. Check your spam folder.
2. [Send me the email again.](#)
3. For additional assistance, see [Email Verification](#) or contact [Customer Support](#).

MathWorks Accelerating the pace of engineering and science MathWorks is the leading developer of mathematical computing software for engineers and scientists.	Explore Products MATLAB Simulink Student Software Hardware Support File Exchange	Try or Buy Downloads Trial Software Contact Sales Pricing and Licensing	Learn to Use Documentation Tutorials Examples Videos and Webinars	Get Support Installation Help Answers Consulting License Center	About MathWorks Careers Company Overview Newsroom Social Mission
---	--	--	--	--	---



4. Après la validation de l'adresse et lorsque vous y êtes invité, saisissez la clé d'activation fournie (cf haut de page).
5. Rendez-vous sur la page suivante:
http://mathworks.com/downloads/web_downloads/select_release.



6. Cliquez sur le bouton de téléchargement pour obtenir la version actuelle.
7. Cliquez sur le bouton du programme d'installation pour télécharger le programme d'installation.

Associé la licence campus à mon compte

1. Connectez vous à votre compte MATWORKS: <http://www.mathworks.com/account>
2. Sur l'interface listant vos licences, cliquez sur le bouton : "Associate to an additional license"
3. Entrez la clef de licence:
 1. [Pour les étudiants](#)
 2. [Pour les personnels et les installation en salle de TP](#)
4. La licence Campus apparaît alors dans votre liste de licences

From:
<https://www.uphf.fr/wiki/> - **Espace de Documentation**

Permanent link:
https://www.uphf.fr/wiki/doku.php/outils/recherche/matlab/compte_mathworks

Last update: **2023/02/02 15:22**

